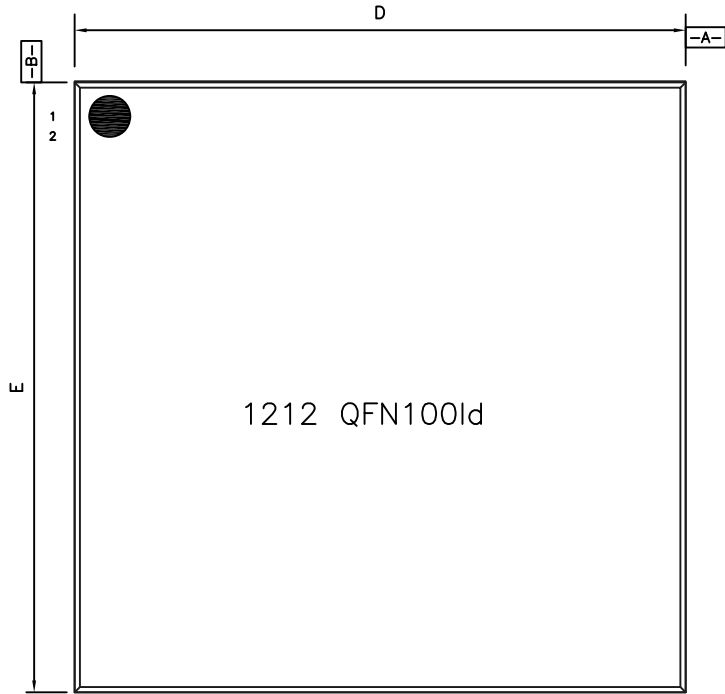
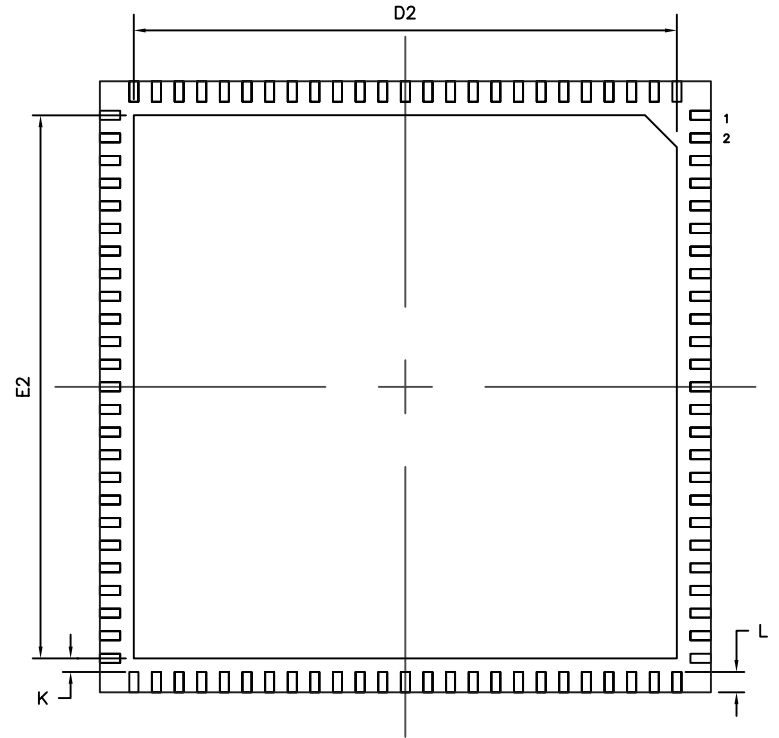
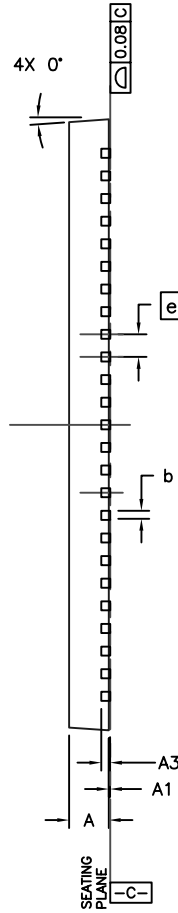


REVISIONS				
ZONE	LTR	DESCRIPTION	DATE	APPROVED
	REV	ECN_NO.	DATE	



$\phi 0.20$  C A B



SYMBOL	MILLIMETERS		INCHS	
	MIN	MAX	MIN	MAX
A (V)	0.80	1.00	0.032	0.040
A (W)	0.70	0.80	0.027	0.032
A1	0.00	0.05	0.000	0.002
A3	0.20 REF		0.008 REF	
b	0.15	0.25	0.006	0.010
D	12.00 BSC		0.472 BSC	
D2	9.95	10.25	0.392	0.404
E	12.00 BSC		0.472 BSC	
E2	9.95	10.25	0.392	0.404
e	0.40 BSC		0.016 BSC	
K	0.20	-	0.008	-
L	0.35	0.45	0.014	0.018
$\theta$	0°	12°	0°	12°

NOTES:

- PACKAGE CONFORMS TO JEDEC MO-220, VRRE
- L/F MATERIAL : OLIN 194 HH or FH COPPER  
THICKNESS :  $0.20 \pm 0.008$
- PLATING : 1.27um MIN. Ni, 0.15um MIN. Pd, 0.025um MIN. Au
- N/A
- DIM AND TOL CONFORM TO ASME Y14.5M-1994
- ALL DIM ARE IN MM,  $\phi$  IS IN DEG
- DIM b APPLIES TO METALLIZED TERMINAL AND IS MEASURED BETWEEN 0.15mm AND 0.30mm FROM TIP.
- N/A

DEC.		$\pm 0.3$	$\pm 0.08$	$\pm 0.012$	MM	BOB CATTANEO		07/07	QFN-12mm, 100LD PACKAGE OUTLINE		REV A
ANGLES		$\pm 0.01$	$\pm 0.003$	$\pm 0.0005$	INCH	BOB CATTANEO		07/07			
RADIUS		$\pm .5$	RD.05 MAX			BOB CATTANEO		07/07	SIZE A	DWG NO. 1212QFN100	REV A
USED ON		NEXT ASSEMBLY		QTY		DESIGN ACTIVITY		CUSTOMER		FILE NAME	
GENERAL USE										1	