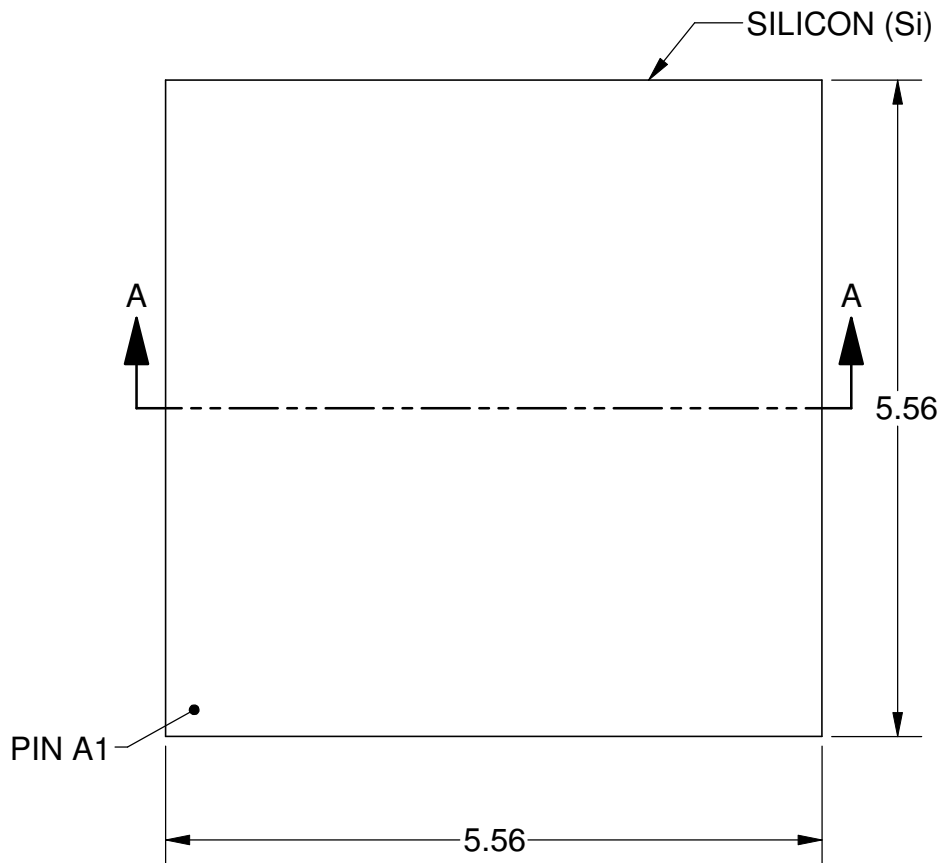
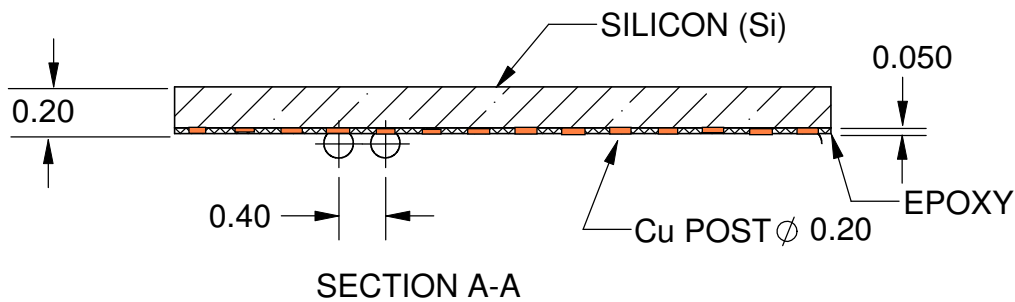
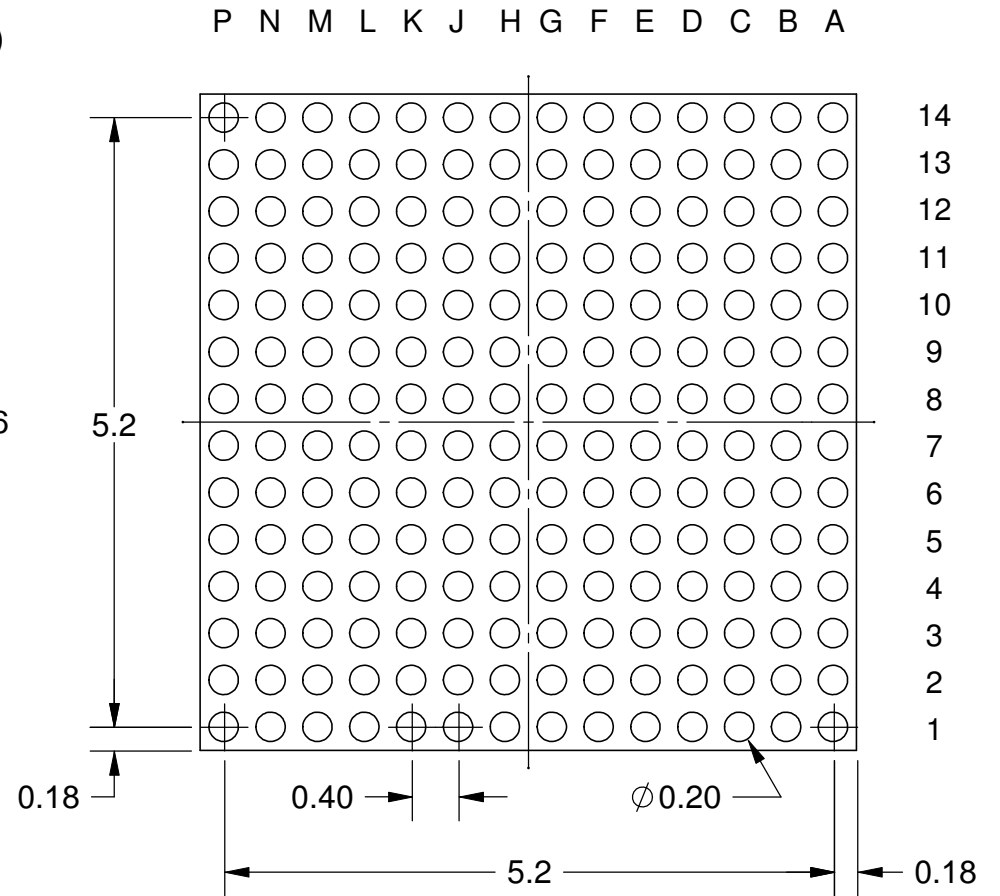


TOP VIEW



PAD VIEW




- Notes: (Unless Otherwise Specified).
 1) ALL DIMENSIONS ARE IN MM.
 2) PAD ALLOY: Cu Post (50um Thick)
 3) PAD Cu DIAMETER: 0.20mm.
 4) DIE MATERIAL: Si (SILICON).
 5) DAISY CHAIN PATTERN (SEE PAGE 2).


TOLERANCE UNLESS NOTED		APPROVALS		DATE		TopLine TITLE eWLP196T.4-DC148D 196-L P=0.4mm (TEG0408)				
X.X	+/- 0.3	DRAWN J. Hines		12/30/2010						
X.XX	+/- 0.03	ENG				SCALE 15.5:1		SIZE A	DRAWING NO. 641480	REV A
X.XXX	+/- 0.003	MFG				DO NOT SCALE DRAWING		SHEET 1 OF 2		
ANGLES +/- 0.5°		THIRD ANGLE PROJECTION		QA						
ALL DIMENSIONS IN		CUST		REVISED						
<input type="checkbox"/> INCHES <input checked="" type="checkbox"/> MILLIMETERS										

DAISY CHAIN PATTERN

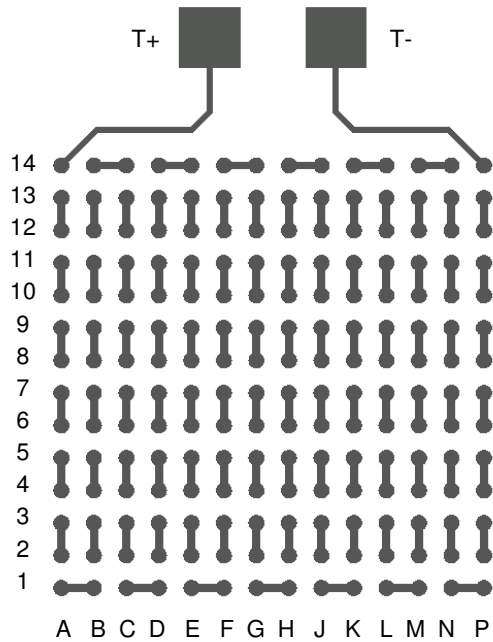
PAD VIEW



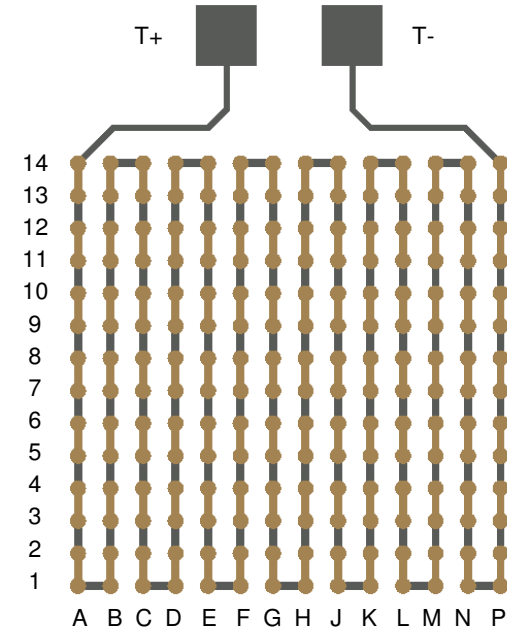
BOTTOM SIDE
(TOP X-RAY VIEW)



TOP VIEW



AFTER MOUNTING
TO TEST BOARD
(TOP X-RAY VIEW)



TEST VEHICLE BOARD

Notes:

- 1) PCB BOARD DIMENSIONS ARE PRESENTED ONLY AS A GUIDELINE. DESIGNERS SHOULD USE THEIR OWN EXPERIENCE WHEN DESIGNING PCB.

TopLine ®			
TITLE eWLP196T.4-DC148D 196-L P=0.4mm (TEG0408)			
SCALE 10.75:1	SIZE A	DRAWING NO. 641480	REV A
DO NOT SCALE DRAWING		SHEET 2 OF 2	