




BGA Tray JEDEC Matrix IC Trays

BGA IC Matrix Trays Conform to JEDEC Standards



Example BGA Tray

BGA Body Size	Quantity Pockets Per Tray	Matrix Row-Column	JEDEC Reference	Order TopLine Tray Part Number
Square BGA				
5 x 5mm	576	16 x 36	CO-029AAA	BGATRAY5mm-16x36
5 x 5mm	624	16 x 39	-	BGATRAY5mm-16x39
5 x 5mm	640	16 x 40	-	BGATRAY5mm-16x40
6 x 6mm	360	12 x 30	-	BGATRAY6mm-12x30
6 x 6mm	429	13 x 33	-	BGATRAY6mm-13x33
6 x 6mm	608	16 x 38	-	BGATRAY6mm-12x30
7 x 7mm	416	13 x 32	CO-029AA	BGATRAY7mm-13x32
7 x 7mm	476	14 x 34	-	BGATRAY7mm-14x34
8 x 8mm	348	12 x 29	CO-029AAB	BGATRAY8mm-12x29
8 x 8mm	360	12 x 30	-	BGATRAY8mm-12x30
9 x 9mm	250	10 x 25	-	BGATRAY9mm-10x25
9 x 9mm	260	10 x 26	CO-029AB	BGATRAY9mm-10x26
10 x 10mm	184	8 x 23	-	BGATRAY10mm-8x23
10 x 10mm	240	10 x 24	CO-029AY	BGATRAY10mm-10x24
10 x 10mm	250	10 x 25	-	BGATRAY10mm-10x25
11 x 11mm	176	8 x 22	CO-029AC	BGATRAY11mm-8x22
12 x 12mm	189	9 x 21	CO-029AZ	BGATRAY12mm-9x21
12 x 12mm	198	9 x 22	-	BGATRAY12mm-9x22
13 x 13mm	160	8 x 20	CO-029AD	BGATRAY13mm-8x20
14 x 14mm	152	8 x 19	CO-029AAC	BGATRAY14mm-8x19
14 x 14mm	119	7 x 17	-	BGATRAY14mm-7x17
15 x 15mm	126	7 x 18	CO-029AE	BGATRAY15mm-7x18
16 x 16mm	119	7 x 17	-	BGATRAY16mm-7x17
17 x 17mm	90	6 x 15	CO-029AF	BGATRAY17mm-6x15

18 x 18mm	84	6 x 14	CO-029AG(2)	BGATRAY18mm-6x14
19 x 19mm	84	6 x 14	CO-029AG	BGATRAY19mm-6x14
21 x 21mm	60	5 x 12	CO-029AH	BGATRAY21mm-5x12
23 x 23mm	60	5 x 12	CO-029AJ	BGATRAY23mm-5x12
25 x 25mm	44	4 x 11	CO-029AK	BGATRAY25mm-4x11
27 x 27mm	40	4 x 10	CO-029AL	BGATRAY27mm-4x10
29 x 29mm	36	4 x 9	CO-029AM	BGATRAY29mm-4x9
31 x 31mm	27	3 x 9	CO-029AN	BGATRAY31mm-3x9
32.5 x 32.5mm	24	3 x 8	CO-028AE	BGATRAY32.5mm-3x8
33 x 33mm	24	3 x 8	CO-029AP	BGATRAY33mm-3x8
35 x 35mm	24	3 x 8	CO-029AR	BGATRAY35mm-3x8
37.5 x 37.5mm	21	3 x 7	CO-029AS	BGATRAY37.5mm-3x7
40 x 40mm	21	3 x 7	CO-029AT	BGATRAY40mm-3x7
42.5 x 42.5mm	12	2 x 6	CO-029AU	BGATRAY42.5mm-2x6
45 x 45mm	12	2 x 6	CO-029AV	BGATRAY45mm-2x6
47.5 x 47.5mm	12	2 x 6	CO-029AW	BGATRAY47.5mm-2x6
50 x 50mm	10	2 x 5	CO-029AX	BGATRAY45mm-2x6
52.5 x 52.5mm	10	2 x 5	-	BGATRAY52.5mm-2x5

BGA Body Size	Quantity Pockets Per Tray	Matrix Row-Column	JEDEC Reference	Order TopLine Tray Part Number
Rectangular BGA				
6 x 7mm	160	10 x 16	-	BGATRAY6x7mm-10x16
6 x 8mm	260	10 x 26	-	BGATRAY6x8mm-10x26
7 x 9mm	325	13 x 25	-	BGATRAY7x9mm-13x25
8 x 9mm	297	12 x 27	-	BGATRAY8x9mm-12x27
8 x 9mm	336	12 x 28	-	BGATRAY8x9mm-12x28
8 x 10mm	220	10 x 22	-	BGATRAY8x10mm-10x22
8 x 13mm	240	12 x 20	-	BGATRAY8x13mm-12x20
9 x 13mm	250	10 x 25	-	BGATRAY9x13mm-10x25
10 x 12.5mm	136	8 x 17	-	BGATRAY10x12.5mm-8x17
11 x 13mm	160	8 x 20	-	BGATRAY11x13mm-8x20
12 x 13mm	152	8 x 19	-	BGATRAY12x13mm-8x19
12 x 14mm	112	8 x 14	-	BGATRAY12x14mm-8x14
13 x 15mm	136	8 x 17	-	BGATRAY13x15mm-8x17
14 x 22mm	84	7 x 12	CO-029BA	BGATRAY14x22mm-7x12
14 x 22mm	84	6 x 14	-	BGATRAY14x22mm-6x14
14 x 22mm	96	8 x 12	CO-029BE	BGATRAY14x22mm-8x12
21 x 25mm	55	5 x 11	CO-029BC	BGATRAY21x25mm-5x11

Optional Features:

Specify max temperature: 125°C, 140°C, 150°C, 180°C when ordering.

Specify height of BGA component when ordering.



QFP, LQFP, TQFP Tray JEDEC Matrix IC Trays

QFP, LQFP, TQFP IC Matrix Trays Conform to JEDEC Standards

QFP Body Size	Quantity Pockets Per Tray	Matrix Row-Column	JEDEC Reference	Order TopLine Part Number
QFP (MQFP) Tray				
10 x 10mm	96	6 x 16	CS-004AA	QTRAY10mm-6x16
14 x 14mm	84	6 x 14	CS-004AB	QTRAY14mm-6x14
14 x 20mm	66	6 x 11	CS-004AC	QTRAY14x20mm-6x11
28 x 28mm	24	3 x 8	CS-004AD	QTRAY28mm-3x8
32 x 32mm	24	3 x 8	CS-004AE	QTRAY32mm-3x8
40 x 40mm	12	3 x 4	CS-004AF	QTRAY40mm-3x4
LQFP 1.4mm Thickness Tray				
7 x 7mm	250	10 x 25	CS-007AB	LQTRAY7mm-10x25
10 x 10mm	160	8 x 20	CS-007AC	LQTRAY7mm-8x20
12 x 12mm	119	7 x 17	CS-007AJ	LQTRAY7mm-7x17
14 x 14mm	90	6 x 15	CS-007AE	LQTRAY14mm-6x15
14 x 20mm	72	6 x 12	CS-007AF	LQTRAY14x20mm-6x12
20 x 20mm	60	5 x 12	CS-007AG	LQTRAY20mm-5x12
24 x 24mm	40	4 x 10	CS-007AH	LQTRAY24mm-4x10
28 x 28mm	36	4 x 9	CS-007AJ	LQTRAY28mm-4x9
TQFP 1.0mm Thickness Tray				
5 x 5mm	360	12 x 30	CS-007AA	LQTRAY5mm-12x30
7 x 7mm	250	10 x 25	CS-007AB	TQTRAY7mm-10x25
10 x 10mm	160	8 x 20	CS-007AC	TQTRAY7mm-8x20
12 x 12mm	119	7 x 17	CS-007AJ	TQTRAY7mm-7x17
14 x 14mm	90	6 x 15	CS-007AE	TQTRAY14mm-6x15
20 x 20mm	60	5 x 12	CS-007AG	TQTRAY20mm-5x12
BQFP (PQFP) Bumper QFP Tray				
100 Pin	55	5 x 11	CS-002AC	BQTRAY100-5x11
132 Pin	36	4 x 9	CS-002AD	BQTRAY132-4x9

Optional Features:

Specify max temperature: 125°C, 140°C, 150°C, 180°C when ordering.

Specify height of TQFP component when ordering.

Normal tray color is Black.



QFN Tray JEDEC Matrix IC Trays

QFN IC Matrix Trays Conform to JEDEC Standards



QFN Body Size	Quantity Pockets Per Tray	Matrix Row-Column	Reference	Order TopLine Part Number
QFN Tray				
3 x 3mm	490	14 x 35	Standard	QFNTRAY3mm-14x35
3 x 3mm	624	16 x 39	High-Capacity	QFNTRAY3mm-16x39
4 x 4mm	490	14 x 35	Standard	QFNTRAY4mm-14x35
5 x 5mm	490	14 x 35	Standard	QFNTRAY5mm-14x35
5 x 5mm	576	16 x 36	High-Capacity	QFNTRAY5mm-16x36
6 x 6mm	490	14 x 35	Standard	QFNTRAY6mm-14x35
7 x 7mm	260	10 x 26	Standard	QFNTRAY7mm-10x26
7 x 7mm	416	13 x 32	High Capacity	QFNTRAY7mm-13x32
8 x 8mm	260	10 x 26	Standard	QFNTRAY8mm-10x26
9 x 9mm	260	10 x 26	Standard	QFNTRAY9mm-10x26
10 x 10mm	168	8 x 21	Standard	QFNTRAY10mm-8x21

Optional Features:


Specify max temperature: 125°C, 140°C, 150°C, 180°C when ordering.
Tray color Black.

TopLine Corporation
95 Highway 22 W
Milledgeville, GA 31061, USA
Toll Free USA/Canada (800) 776-9888
International: 1-478-451-5000 • Fax: 1-478-451-3000
Email: sales@topline.tv



PLCC Tray JEDEC Matrix IC Trays

PLCC IC Matrix Trays Conform to JEDEC Standards



PLCC Lead Count	Quantity Pockets Per Tray	Matrix Row-Column	JEDEC Reference	Order TopLine Tray Part Number
PLCC Tray				
32-L Rectangle	128	8 x 16	CO-016AD CS-003AD	PLCCTRAY32-8x16
44-L Square	40	4 x 10	CO-016AG CS-003AG	PLCCTRAY44-4x10
52-L Square	36	4 x 9	CO-016AH CS-003AH	PLCCTRAY52-4x9
68-L Square	21	3 x 7	CO-016AI CS-003AJ	PLCCTRAY68-3x7
84-L Square	21	3 x 7	CO-016AJ CS-003AK	PLCCTRAY84-3x7

Optional Features:

Specify temperature: 50°C, 75°C, 150°C, 180°C when ordering.
Tray Color Black >150°C. Blue=50~75°C

TopLine Corporation
95 Highway 22 W
Milledgeville, GA 31061, USA
Toll Free USA/Canada (800) 776-9888
International: 1-478-451-5000 • Fax: 1-478-451-3000
Email: sales@topline.tv

©2010 TopLine. All Rights Reserved.



TSOP Tray JEDEC Matrix IC Trays

TSOP IC Matrix Trays Conform to JEDEC Standards



TSOP Type I Body + Leads Size	Quantity Pockets Per Tray	Matrix Row-Column	JEDEC Reference	Order TopLine Tray Part Number
8 x 13.4mm	234	13 x 18	CS-008BA	TTRAY8x13.4mm-13x18
8 x 20mm	156	12 x 13	CS-008BD	TTRAY8x20mm-12x13
10 x 14mm	160	10 x 16	CS-008CA	TTRAY10x14mm-10x16
10 x 20mm	120	10 x 12	CS-008CD	TTRAY10x20mm-12x10
12 x 20mm	96	8 x 12	CS-008DD	TTRAY12x20mm-8x12
14 x 20mm	91	7 x 13	CS-008ED	TTRAY14x20mm-7x13

TSOP Type II Body Size	Quantity Pockets Per Tray	Matrix Row-Column	JEDEC Reference	Order TopLine Tray Part Number
10.16 x 18.4mm (0.4"x0.725")	135	9 x 15	CS-005AB	T2TRAY10X18.4mm-9x15
10.16 x 20.95mm (0.4"x0.825")	117	9 x 13	CS-005AC	T2TRAY10X21mm-9x13
10.16 x 22.22mm (0.4"x0.875")	108	9 x 12	CS-005AF	T2TRAY10X22mm-9x12
10.16 x 26mm (0.4"x1.02")	99	9 x 11	CS-005AG	T2TRAY10X26mm-9x11

Optional Features:

Specify max temperature: 125°C, 140°C, 150°C, 180°C when ordering.
Normal tray color is Black.

TopLine Corporation
95 Highway 22 W
Milledgeville, GA 31061, USA
Toll Free USA/Canada (800) 776-9888
International: 1-478-451-5000 • Fax: 1-478-451-3000
Email: sales@topline.tv



**JEDEC Matrix Trays
X, Y and Step Dimensions
See Drawing Last Page**

Updated
Feb 2010

Dimensions are metric (mm)

TopLine does not guarantee the accuracy of this list.

BGA

Type	JEDEC Standard	Var	BGA Body Size	Columns N1	Rows N2	Cells N3	Up Left Corner (+X) M	Up Left Corner (-Y) M1	-Y step M2	+X Step M3
BGA	CO-029	AAA	5mm x 5mm	16	36	576	8.70	8.75	8.50	7.90
BGA	CO-029	AA	7mm x 7mm	13	32	416	11.55	11.80	9.40	9.40
BGA	CO-029	AAB	8mm x 8mm	12	29	348	10.75	11.90	10.40	10.40
BGA	CO-029	AB	9mm x 9mm	10	26	260	16.65	15.00	11.40	11.40
BGA	CO-029	AY	10mm x 10mm	10	24	240	9.00	9.15	12.90	13.10
BGA	CO-029	AC	11mm x 11mm	8	22	176	17.20	16.80	13.40	14.50
BGA	CO-029	AZ	12mm x 12mm	9	21	189	9.55	10.00	14.75	14.60
BGA	CO-029	AD	13mm x 13mm	8	20	160	15.45	15.00	15.00	15.00
BGA	CO-029	AE	15mm x 15mm	7	18	126	16.35	11.30	17.20	17.20
BGA	CO-029	AF	17mm x 17mm	6	15	90	19.20	21.00	19.50	19.50
BGA	CO-029	AG	19mm x 19mm	6	14	84	14.60	18.79	21.34	21.34
BGA	CO-029	AH	21mm x 21mm	5	12	60	20.15	26.05	23.90	23.90
BGA	CO-029	AJ	23mm x 23mm	5	12	60	16.95	17.25	25.50	25.50
BGA	CO-029	AK	25mm x 25mm	4	11	44	26.70	20.00	27.50	27.50
BGA	CO-029	AL	27mm x 27mm	4	10	40	24.15	26.10	29.20	29.20
BGA	CO-029	AM	29mm x 29mm	4	9	36	20.85	31.10	31.60	31.40
BGA	CO-029	AN	31mm x 31mm	3	9	27	25.05	21.90	33.60	42.90
BGA	CO-029	AP	33mm x 33mm	3	8	24	32.45	33.25	35.50	35.50
BGA	CO-029	AR	35mm x 25mm	3	8	24	29.95	24.50	38.00	38.00
BGA	CO-029	AX	37.5mm x 37.5mm	3	7	21	27.95	37.50	40.00	40.00
BGA	CO-029	AT	40mm x 40mm	3	7	21	25.65	30.60	42.30	42.30
BGA	CO-029	AU	42.5mm x 42.5mm	2	6	12	26.70	43.75	45.50	82.50
BGA	CO-029	AV	45mm x 45mm	2	6	12	30.00	30.00	51.00	75.90
BGA	CO-029	AW	47.5mm x 47.5mm	2	6	12	30.00	31.25	50.50	75.90
BGA	CO-029	AX	50mm x 50mm	2	5	12	41.45	51.50	53.00	53.00
RECTANGULAR PACKAGE										
BGA	CO-029	BF	16mm x 8mm	9	20	180	8.20	12.60	20.70	11.95
BGA	CO-029	BG	13mm x 11mm	11	15	165	9.55	10.25	15.50	14.60
BGA	CO-029	BE	22mm x 14mm	8	12	96	11.60	24.95	24.10	16.10
BGA	CO-029	BA	22mm x 14mm	7	12	84	12.75	23.30	24.40	18.40
BGA	CO-029	BB	21mm x 18.5mm	6	13	78	14.60	16.50	23.50	21.34
BGA	CO-029	BC	25mm x 21mm	5	11	55	20.95	20.00	27.50	23.50
BGA	CO-029	BD	32.5mm x 25mm	4	8	32	26.70	33.25	35.50	27.50



**JEDEC Matrix Trays
X, Y and Step Dimensions
See Drawing Last Page**

Dimensions in mm

TopLine does not guarantee accuracy of this list.

QFP, TQFP, LQFP

Metric Type	JEDEC Standard	Var	QFP Body Size	columns N1	Rows N2	Cells N3	From Corner (+X) M	From Corner (-Y) M1	-Y step M2	+X Step M3
TQFP	CS-007	AA	5mm Square	12	30	360	10.20	11.05	10.10	10.50
TQFP	CS-007	AB	7mm Square	10	25	250	11.25	11.10	12.20	12.60
QFP	CS-004	AA	10mm Square	6	16	96	18.30	17.25	18.70	19.86
TQFP	CS-007	AC	10mm Square	8	20	160	13.00	13.10	15.20	15.70
TQFP	CS-007	AJ	12mm Square	7	17	119	13.95	14.30	17.90	18.00
QFP	CS-004	AB	14mm Square	6	14	84	15.45	17.75	21.50	21.00
TQFP	CS-007	AE	14mm Square	6	15	90	15.45	15.40	20.30	21.00
TQFP	CS-007	AG	20mm Square	5	12	60	17.55	17.80	25.40	25.20
TQFP	CS-007	AH	24mm Square	4	10	40	20.70	20.70	30.40	31.50
QFP	CS-004	AD	28mm Square	3	8	24	30.93	27.93	37.02	37.02
TQFP	CS-007	AJ	28mm Square	4	9	36	19.65	28.70	32.20	32.20
QFP	CS-004	AE	32mm Square	3	8	24	26.57	25.13	37.82	41.38
QFP	CS-004	AF	40mm Square	2	6	12	29.22	31.10	50.56	77.46
QFP	CS-004	AC	14mm x 20mm	6	11	66	15.45	22.50	27.00	21.00
TQFP	CS-007	AF	14mm x 20mm	6	12	72	15.45	17.80	25.40	21.00

BQFP

Bumpered Type	JEDEC Standard	Var	Size Lead Count	columns N1	Rows N2	Cells N3	From Corner (+X) M	From Corner (-Y) M1	-Y step M2	+X Step M3
			BQFP - PQFP							
BQFP	CS-002	AC	100 PIN	5	11	55	17.81	19.05	27.69	25.07
BQFP	CS-002	AD	132 PIN	4	9	36	20.94	23.98	33.38	31.34



**JEDEC Matrix Trays
X, Y and Step Dimensions
See Drawing Last Page**

Dimensions in mm

TopLine does not guarantee accuracy of this list.

TSOP (T1)

Type 1	JEDEC Standard	Var	Body Size	Columns N1	Rows N2	Cells N3	Corner (+X) M	Corner (-Y) M1	-Y step M2	+X Step M3
TSOP (I)	CS-008	AA	6 X14mm (24L)	16	15	256	8.70	15.00	19.00	7.90
TSOP (I)	CS-008	AB	6 x16mm (24L)	16	15	240	8.70	14.00	20.50	7.90
TSOP (I)	CS-008	AC	6 x 18mm (24L)	16	13	208	8.70	16.50	23.50	7.90
TSOP (I)	CS-008	AD	6 x 20mm (24L)	16	12	192	8.70	17.25	25.50	7.90
TSOP (I)	CS-008	BA	8 x 14mm (32L)	13	16	208	8.85	15.00	19.00	9.85
TSOP (I)	CS-008	BB	8 x 16mm (32L)	13	15	195	8.85	14.00	20.50	9.85
TSOP (I)	CS-008	BC	8 x 18mm (32L)	13	13	169	8.85	16.50	23.50	9.85
TSOP (I)	CS-008	BD	8 x 20mm (32L)	13	12	156	8.85	14.50	26.00	9.85
TSOP (I)	CS-008	CA	10 x 14mm (40L)	10	16	160	14.40	15.00	19.00	11.90
TSOP (I)	CS-008	CB	10 x 16mm (40L)	10	15	150	14.40	14.00	20.50	11.90
TSOP (I)	CS-008	CC	10 x 18mm (40L)	10	13	130	14.40	16.50	23.50	11.90
TSOP (I)	CS-008	CD	10 x 20mm (40L)	10	12	120	14.40	17.25	25.50	11.90
TSOP (I)	CS-008	DA	12 x 14mm (48L)	8	16	128	15.80	15.00	19.00	14.90
TSOP (I)	CS-008	DB	12 x 16mm (48L)	8	15	120	15.80	14.00	20.50	14.90
TSOP (I)	CS-008	DC	12 x 18mm (48L)	8	13	104	15.80	16.50	23.50	14.90
TSOP (I)	CS-008	DD	12 x 20mm (48L)	8	12	96	15.80	17.25	25.50	14.90
TSOP (I)	CS-008	EA	14 x 16mm (56L)	7	16	112	18.15	15.75	18.90	16.60
TSOP (I)	CS-008	EB	14 x 18mm (56L)	7	14	98	18.15	21.65	20.90	16.60
TSOP (I)	CS-008	EC	14 x 20mm (56L)	7	13	91	18.15	20.10	22.90	16.60

TSOP (T2)

Type 2	JEDEC Standard	Var	Lead Count and Body Size	Columns N1	Rows N2	Cells N3	Up Left Corner (+X) M	Up Left Corner (-Y) M1	-Y step M2	+X Step M3
TSOP(II)	CS-005	AA	7.62 x 17.14mm	11	16	176	12.30	13.95	19.14	11.13
TSOP(II)	CS-005	AB	10.16 x 18.41mm	9	15	135	13.27	14.56	20.42	13.67
TSOP(II)	CS-005	AC	10.16 x 20.95mm	9	13	117	13.27	19.74	22.96	13.67
TSOP(II)	CS-005	AE	7.62 x 18.41mm	11	15	165	12.30	14.56	20.42	11.13
TSOP(II)	CS-005	AF	10.16 x 22.22 (23.5)mm	9	12	108	13.27	15.60	25.80	13.67
TSOP(II)	CS-005	AG	10.16 x 26.03mm	9	11	99	13.27	16.50	28.20	13.67



**JEDEC Matrix Trays
X, Y and Step Dimensions
See Drawing Last Page**

Dimensions in mm (Inch)

TopLine does not guarantee accuracy of this list.

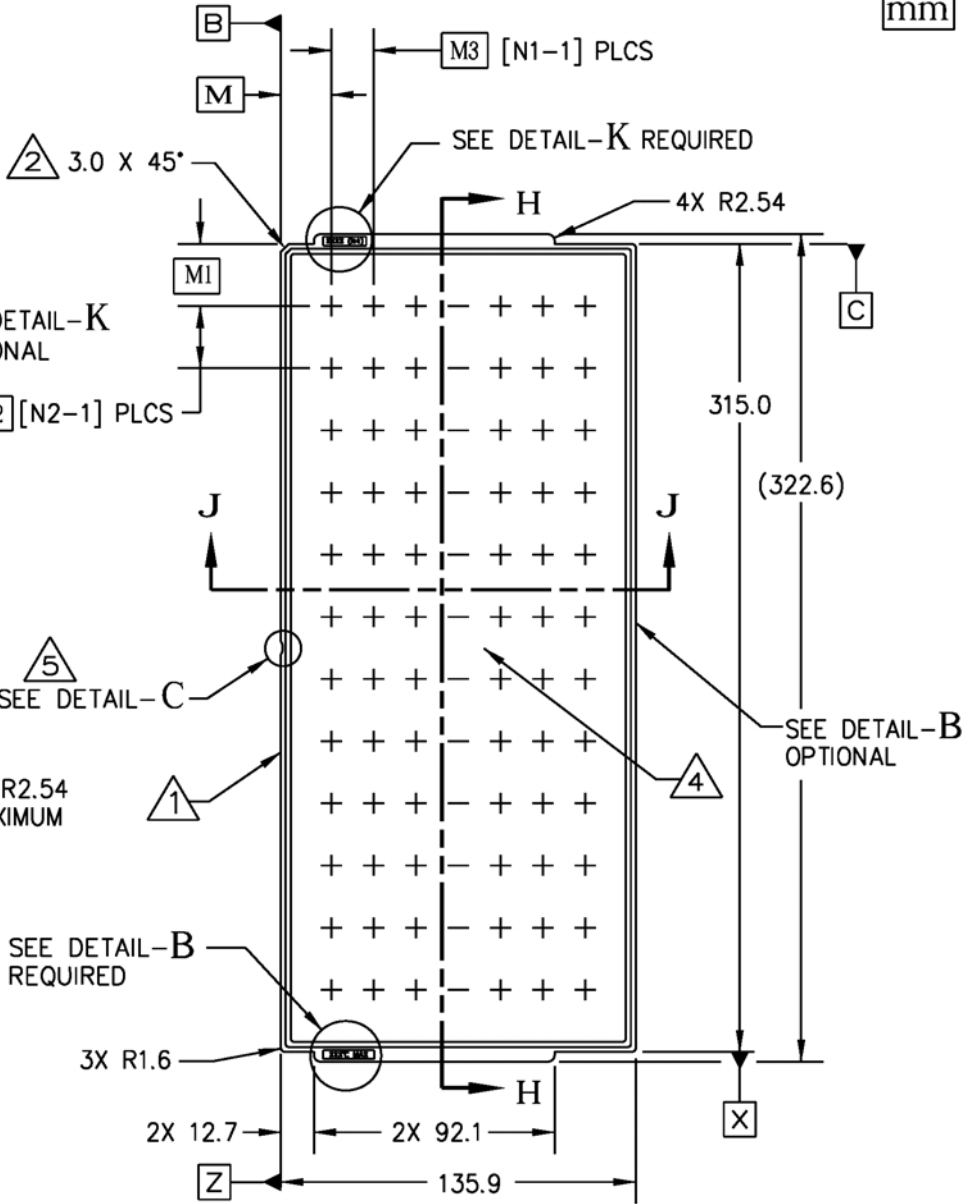
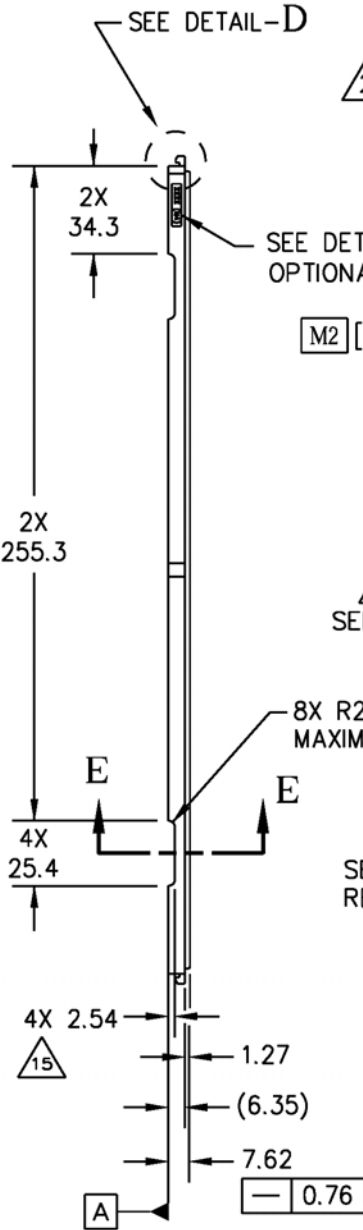
PLCC

Type	JEDEC Standard	Var	PLCC Pin Count	columns N1	Rows N2	Cells N3	Up Left Corner (+X) M	Up Left Corner (-Y) M1	-Y step M2	+X Step M3
PLCC	CO-016	AG	44 Square	4	10	40	0.899"	1.180"	1.180"	1.184"
PLCC	CS-003	AG	44 Square	4	10	40	16.5mm	23.73mm	20.58mm	20.58mm
PLCC	CO-016	AH	52 Square	4	9	36	0.869"	1.307"	1.307"	1.204"
PLCC	CS-003	AH	52 Square	4	9	36	21.71mm	18.78mm	23.12mm	23.12mm
PLCC	CO-016	AI	68 Square	3	7	21	1.079"	1.679"	1.679"	1.596"
PLCC	CS-003	AJ	68 Square	3	7	21	25.65mm	30.6mm	28.2mm	28.2mm
PLCC	CO-016	AJ	84 Square	3	7	21	1.070"	1.148"	1.684"	1.605"
PLCC	CS-003	AK	84 Square	3	7	21	34.67mm	24.38mm	33.28mm	33.28mm

Typical JEDEC Outline

mm

L. SIDE VIEW



PLAN VIEW



FRONT VIEW



Contact Us:
Tel: 1-800-776-9888
sales@TopLine.tv
www.TopLine.tv

Colored IC Tray Clips
Anti-static - Reusable
Fits all JEDEC Matrix Trays.
For visual identification, sorting, aging, etc.



See Page 2 Outline Drawing

Quick Specs:
Anti static • Reusable •
Bakeable 150°C
Colors: Orange, Yellow,
Green, Blue
Fits all JEDEC matrix IC trays

Use and Applications:
Quick visual identification
for sorting, aging, testing.

Use singly or mix for
color-code system

Availability:
Delivery Stock to 4 weeks

- Typical Part Numbers:**
TRAY CLIP ORANGE (125003)
TRAY CLIP YELLOW (125004)
TRAY CLIP GREEN (125005)
TRAY CLIP BLUE (125006)

Part Numbering System

TRAY CLIP

Series

Snap on tray clip

ORANGE

Color - Numeric Equivalent

- ORANGE = 3
YELLOW = 4
GREEN = 5
BLUE = 6

Easy use single color. Or use multiple clips according to your color code schema.
Additional colors available on custom basis.



**Clip snaps on tab at end of JEDEC matrix tray. Removable.
Reusable.**

